









Product information









UK

A: Multimedia / Office keys





	Start Internet Browser
	Start E-mail program
	Stop
	Play / Pause
	Volume up
	Volume down
	Previous track
	Next track

i

B: Calculator

	Switch keyboard / calculator
	Data from LCD display to PC
	+ / - Switch key
	Clear all data
	Add to memory
	Subtract from memory
	Read memory
	Clear memory

C: Display

Display	Description	Action
-----	Keyboard mode	
M	Data in memory	 
E	Erroneous operation	
F	Floating decimals	- (can not be changed)
=	Operation outcome	Enter
÷, x, -, +	Divide, multiply, subtract, add	/, *, -, +

Installation

- 1 Turn off PC.
- 2 Connect keyboard to PC.
- 3 Turn on PC.

Note



Safety instructions

- Do not open or repair this device.
- Do not use the device in a damp environment. Clean the device with a dry cloth.

Special characters

- The Alt key on the right side of the keyboard (Alt Gr) gives access to special characters e.g. the Euro sign. The location of these special characters depends on the regional and language settings of your Windows Operating System, and of the specific keyboard lay out of your Trust product. An overview of the special characters per country is available at www.trust.com/keyboardlayout.
- The keyboard lay out settings on your Windows should correspond with the keyboard lay out of your Trust product. Otherwise, some characters appearing on screen may not match to the keys you press.

Multimedia and office keys

- The multimedia keys are designed for Windows Media Player. However, the keys may also work with most other media players.
- The office keys will work with the default internet browser and E-mail program installed on your PC.

See www.trust.com/14760 for up-to-date FAQs and instruction manuals. For extensive service, register at www.trust.com/register.



- This device meets the essential requirements and other relevant conditions of the applicable European directives. The Declaration of Conformity (DoC) is available at www.trust.com/14760/ce.



- If possible, dispose of the device at a recycling centre. Do not dispose of the device with the household waste.

Warranty & copyright

- This device has a two-year product warranty which is valid from the date of purchase. See www.trust.com/warranty for more information.
- It is forbidden to reproduce any part of this instruction manual without the permission of Trust International B.V.