
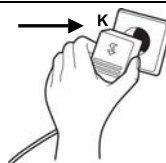


1



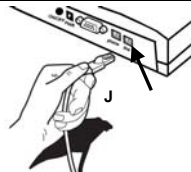
2



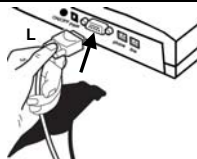
3



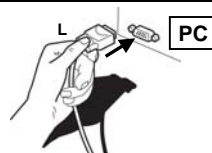
4



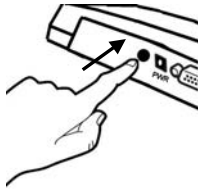
5



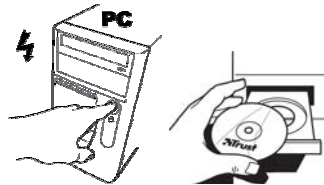
6



7



8



9

Can Windows connect to Windows Update to search for software?

Yes, this time only
 Yes, now and every time I connect a device
 A No, not this time

Click Next to continue.

10

If your hardware came with an installation CD or floppy disk, insert it now.

What do you want the wizard to do?

Install all the software automatically (Recommended)
 A Install from a list or specific location (Advanced)

Click Next to continue.

11

B Search for the best driver in these locations: **A**

Windows will search for the best driver for your hardware in the locations listed below. The best driver found will be installed.

Search removable media (floppy, CD-ROM, ...)

C Include this location in the search:

Don't search. I will choose the driver to install.

Choose this option to select the device driver from a list. Windows does not guarantee that the driver you choose will be the best match for your hardware.

12

Browser For Folder

Select the folder that contains drivers for your hardware.

A Tr14550_v1 (H:)

13

Search for the best driver in these locations.
Use the check boxes below to limit or expand the default search, which includes local ports and removable media. The best driver found will be installed.

Search removable media (floppy, CD-ROM, ...)

Include this location in the search:

H:\driver

Don't search. I will choose the driver to install.
Choose this option to select the device driver from a list. Windows does not guarantee that the driver you choose will be the best match for your hardware.

14

Hardware Installation

The software you are installing for this hardware:
External Data Fax Modem

has not passed Windows Logo testing to verify its compatibility with Windows XP. [\[Find out more about Windows Logo testing\]](#)

Continuing your installation of this software may impair or destabilize the correct operation of your system either immediately or in the future. Microsoft strongly recommends that you stop this installation now and contact the hardware vendor for software that has passed Windows Logo testing.

15

Click Finish to close the wizard.