









Connector	Pin out	Where To																																												
	<p>1 13</p> <table border="0"> <tr><td>+3.3V</td><td></td><td>+3.3V</td></tr> <tr><td>+3.3V</td><td></td><td>.12V</td></tr> <tr><td>COM</td><td></td><td>COM</td></tr> <tr><td>+5V</td><td></td><td>PS_ON#</td></tr> <tr><td>COM</td><td></td><td>COM</td></tr> <tr><td>+5V</td><td></td><td>COM</td></tr> <tr><td>COM</td><td></td><td>COM</td></tr> <tr><td>PWR_ON</td><td></td><td>NC</td></tr> <tr><td>+5VSB</td><td></td><td>+5V</td></tr> <tr><td>+12V1</td><td></td><td>+5V</td></tr> <tr><td>+12V1</td><td></td><td>+5V</td></tr> <tr><td>+3.3V</td><td></td><td>COM</td></tr> </table>	+3.3V		+3.3V	+3.3V		.12V	COM		COM	+5V		PS_ON#	COM		COM	+5V		COM	COM		COM	PWR_ON		NC	+5VSB		+5V	+12V1		+5V	+12V1		+5V	+3.3V		COM	<p>ATX12V v2</p> 								
+3.3V		+3.3V																																												
+3.3V		.12V																																												
COM		COM																																												
+5V		PS_ON#																																												
COM		COM																																												
+5V		COM																																												
COM		COM																																												
PWR_ON		NC																																												
+5VSB		+5V																																												
+12V1		+5V																																												
+12V1		+5V																																												
+3.3V		COM																																												
	<table border="0"> <tr><td></td><td>Pin 1</td><td>Pin 11</td><td></td></tr> <tr><td>+3.3VDC</td><td></td><td>+3.3VDC</td><td></td></tr> <tr><td>+3.3VDC</td><td></td><td>-12VDC</td><td></td></tr> <tr><td>COM</td><td></td><td>COM</td><td></td></tr> <tr><td>+5VDC</td><td></td><td>PS_ON#</td><td></td></tr> <tr><td>COM</td><td></td><td>COM</td><td></td></tr> <tr><td>+5VDC</td><td></td><td>COM</td><td></td></tr> <tr><td>COM</td><td></td><td>COM</td><td></td></tr> <tr><td>PWR_OK</td><td></td><td>-5VDC</td><td></td></tr> <tr><td>+5VSB</td><td></td><td>+5VDC</td><td></td></tr> <tr><td>+12VDC</td><td></td><td>+5VDC</td><td></td></tr> </table>		Pin 1	Pin 11		+3.3VDC		+3.3VDC		+3.3VDC		-12VDC		COM		COM		+5VDC		PS_ON#		COM		COM		+5VDC		COM		COM		COM		PWR_OK		-5VDC		+5VSB		+5VDC		+12VDC		+5VDC		<p>ATX12V ATX2.03</p> 
	Pin 1	Pin 11																																												
+3.3VDC		+3.3VDC																																												
+3.3VDC		-12VDC																																												
COM		COM																																												
+5VDC		PS_ON#																																												
COM		COM																																												
+5VDC		COM																																												
COM		COM																																												
PWR_OK		-5VDC																																												
+5VSB		+5VDC																																												
+12VDC		+5VDC																																												
	<table border="0"> <tr><td></td><td>Pin 1</td><td>Pin 3</td><td></td></tr> <tr><td>COM</td><td></td><td>+12VDC</td><td></td></tr> <tr><td>COM</td><td></td><td>+12VDC</td><td></td></tr> </table>		Pin 1	Pin 3		COM		+12VDC		COM		+12VDC																																		
	Pin 1	Pin 3																																												
COM		+12VDC																																												
COM		+12VDC																																												
	<table border="0"> <tr><td>Pin 1</td><td>+12VDC</td></tr> <tr><td></td><td>COM</td></tr> <tr><td></td><td>COM</td></tr> <tr><td>Pin 4</td><td>+5VDC</td></tr> </table>	Pin 1	+12VDC		COM		COM	Pin 4	+5VDC																																					
Pin 1	+12VDC																																													
	COM																																													
	COM																																													
Pin 4	+5VDC																																													
	<table border="0"> <tr><td>Pin 1</td><td>+5VDC</td></tr> <tr><td></td><td>COM</td></tr> <tr><td></td><td>COM</td></tr> <tr><td>Pin 4</td><td>+12VDC</td></tr> </table>	Pin 1	+5VDC		COM		COM	Pin 4	+12VDC																																					
Pin 1	+5VDC																																													
	COM																																													
	COM																																													
Pin 4	+12VDC																																													

Refer to the manual of motherboard, peripheral, drive or interface card for correct power connection!